

go>flatpacks

Online **DIY** Custom Cabinets



Product Catalogue



What Cabinet Do I Need?

So you're ready to order your DIY flat packs but need a little bit of clarification on which cabinetry you need? Look no further, here we give you an idea of different areas of your house, and what types of cabinets you may need to help complete your project.

1. Base Cabinets

Base Cabinet Units are generally the foundation of your kitchen, bathroom, laundry, wardrobe, office or even garage. They are cupboards that are placed under a bench top, or stacked in combination with other cabinets (such as tall cabinets) or used on their own to create unique cabinetry that fits your requirements. Base cabinets come in a range of variants including units with doors, drawers, open shelving or even units that accommodate ovens and wine racks.

2. Upper Cabinets

Upper Cabinet Units (also known as Wall or Overhead Cabinets) are perfect for getting the most storage space into your project area whether it be for your kitchen, garage or even office. These cabinets are typically affixed on the wall above your bench, and come in a variety of single & double door units, open shelving units as well as cabinets to accommodate range hoods.

3. Tall or Pantry Cabinets


Tall or Pantry Cabinet Units are normally used as to cover larger areas of your kitchen, garage, laundry or wardrobe and are perfect for storing appliances and more. We have a range of Tall & Pantry Cabinets to suit your needs, including units with doors, inner drawers, open shelving or wall oven units.

4. Applied Panels

Applied Panels are, by definition, panels which are applied to the side of cabinets to which are on the end of a run of cabinets. They are typically made from the material which is the same colour as your doors and create a finished look by covering exposed cabinet carcass panels. Applied panels can also be used in between cabinetry – for example: the Tall Cabinet (number 3) in the picture has an applied panel on both of its sides to complete the unit. Without this applied panel, the inside of the cabinet underneath the Upper Cabinet would be exposed. If your cabinets are all the same depth and height, and you do not need to create a space in between them, then you will not need to place an applied panel in between cabinets.

5. Kickboards

Kickboards are used to cover the exposed adjustable legs along the bottom of the base cabinets. Kickboard creates a clean finished look to your cabinetry.



Index

Base Cabinets ...4-5

Applied Panels / Fillers	4
Open Base Units	4
Door Base Units	4
Drawer Base Units	5
Corner Base Units	5
Under Base Oven Units	5

Upper Cabinets ...6-7

Applied Panels / Fillers	6
Open Upper Units	6
Door Upper Units	6
Corner Upper Units	6
Aventos System Units	7
Rangehood Units	7

Tall Cabinets ...8-11

Applied Panels / Fillers	8
Open Tall Units	8
Appliance Units	8
Door Tall Units	9
Corner Tall Units	9
Broom Units	9
Wall Oven Units	10
Robe Units	10
Robe Drawer Units	11

Pantry Cabinets ...12-13

Applied Panels / Fillers	12
Door Pantry Units	12
Corner Pantry Units	13

Bin Units ...14

Inner Drawer Options ...14

Base Cabinets

Begin your ordering from the ground up with our Base Cabinets.

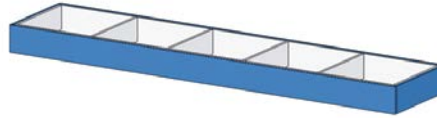
Applied Panels / Fillers



End Panel



Base Filler Panel



Kickboard Framed

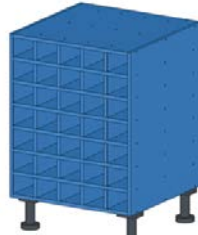
Open Base Units



Open Base Carcase



Open Base Unit

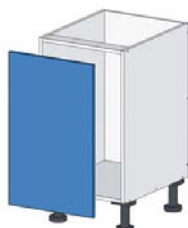


Base Winerack

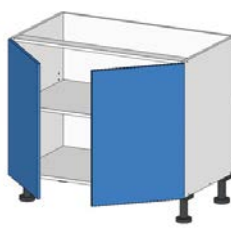
Door Base Units



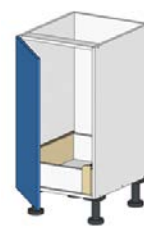
Door Base Unit*



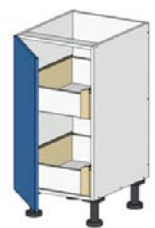
Base Pull Out



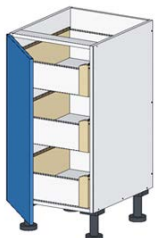
Base Unit with
Pair of Doors



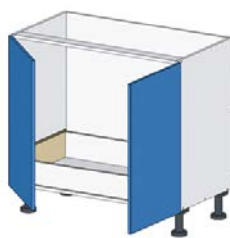
Door Base Unit with
Inner Drawer* -
goStandard



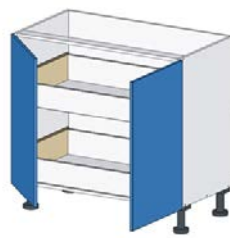
Door Base Unit with
2 Inner Drawers* -
goStandard



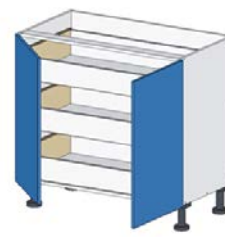
Door Base Unit with
3 Inner Drawers* -
goStandard



Base Pair, with
Inner Drawer -
goStandard



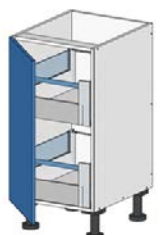
Base Pair, with 2
Inner Drawers -
goStandard



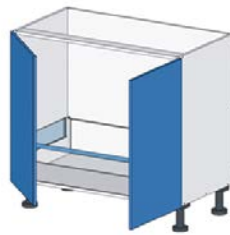
Base Pair, with 3
Inner Drawers -
goStandard



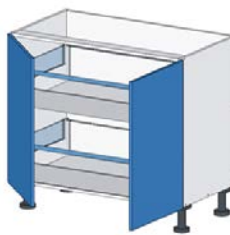
Door Base Unit with
Inner Drawer* -
goExecutive



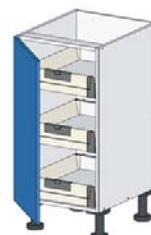
Door Base Unit with
2 Inner Drawers* -
goExecutive



Base Pair, with
Inner Drawer -
goExecutive



Base Pair, with 2
Inner Drawers -
goExecutive



Door Base Unit with
3 Inner Drawers* -
goExecutive

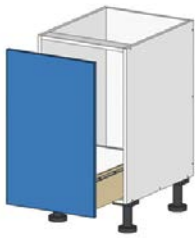


Base Pair, with 3
Inner Drawers -
goExecutive

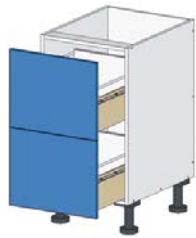
*Available in left or right opening door configurations.



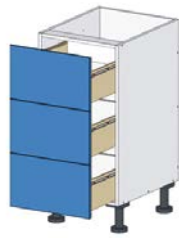
Drawer Base Units



Single Drawer Base Unit



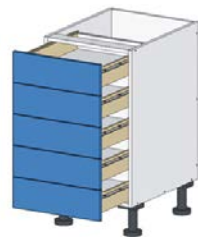
2 Drawer Base Unit



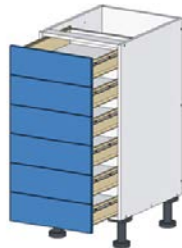
3 Drawer Base Unit



4 Drawer Base Unit

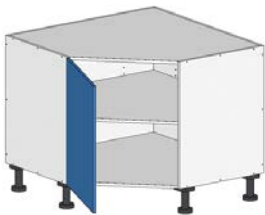


5 Drawer Base Unit



6 Drawer Base Unit

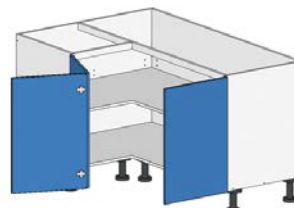
Corner Base Units



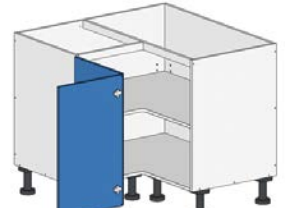
Corner Base Unit with Door*



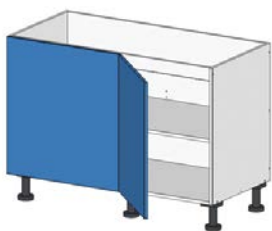
Corner Base Unit with Pair of Doors



L-Shape Base Unit with Bi-Fold and Door*



L-Shape Base Unit with Bi-Fold Door*



Base Return Unit with Door*



Base Return Unit with Pair of Doors*



Base Left Return Left Wari Corner

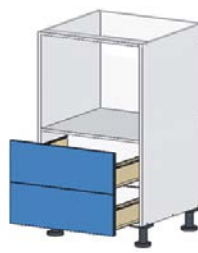
Under Bench Oven Units



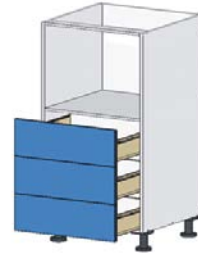
Base Oven Unit



Base Oven Unit with Drawer



Base Oven Unit with 2 Drawers

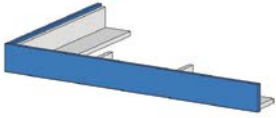


Base Oven Unit with 2 Drawers

Upper Cabinets

goFlatpacks offers a range of upper cabinets to ensure your storage needs are covered.

Applied Panels / Fillers



Bulk Head



Upper End Panel

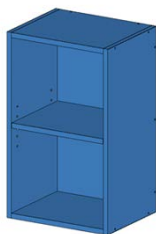


Upper Filler

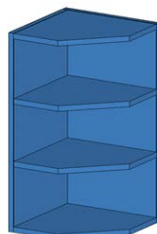
Open Upper Units



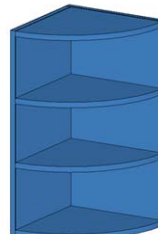
Open Upper Carcase



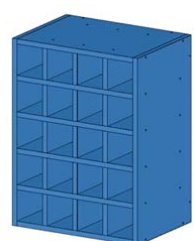
Open Upper Unit



Open Upper Clip Unit

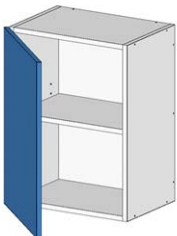


Open Upper Radius Unit

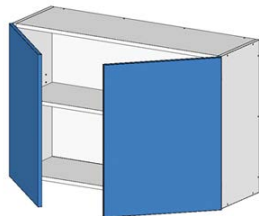


Open Upper Radius Unit

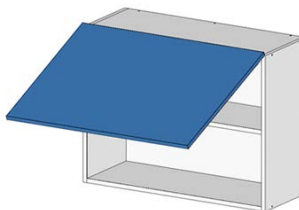
Door Upper Units



Upper Unit with Door*

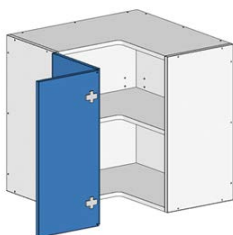


Upper Unit with Doors

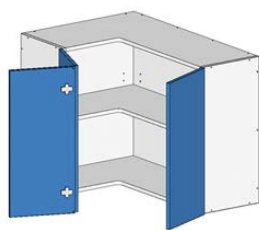


Upper Top Hang

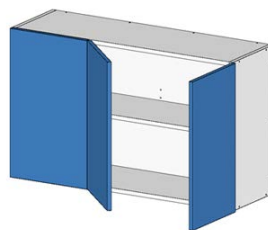
Corner Upper Units



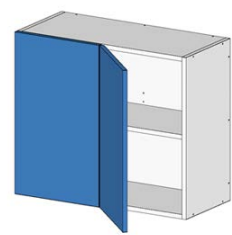
L-Shape Unit with Bi-Fold Door*



Corner Base Unit with Pair of Doors*



Upper Return Unit with Doors*



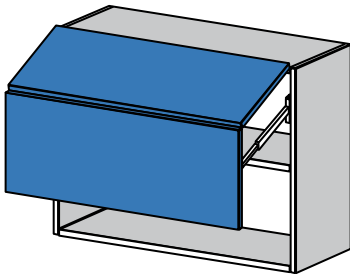
Upper Return Unit with Door*

*Available in left or right opening door configurations.

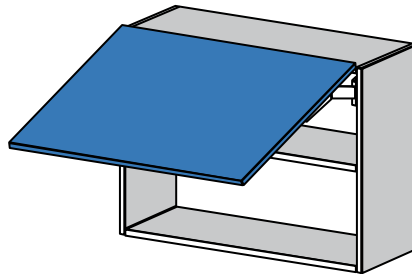


Choose your own size cabinets

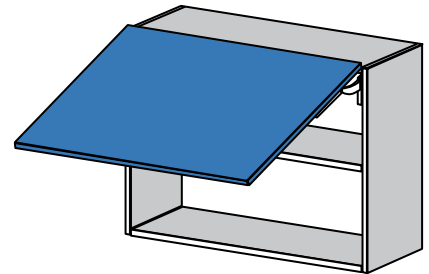
Aventos System Units



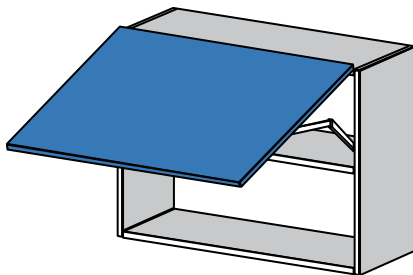
Aventos HF



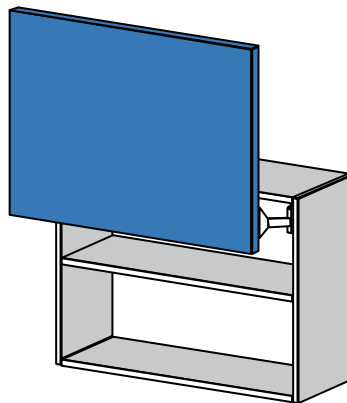
Aventos HK



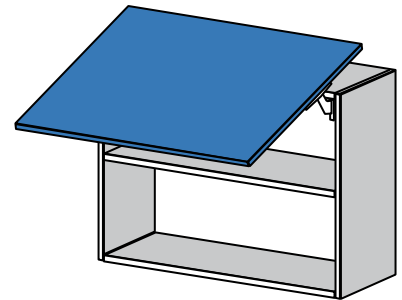
Aventos HKS



Aventos HKSX



Aventos HL

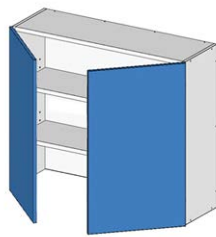


Aventos HS

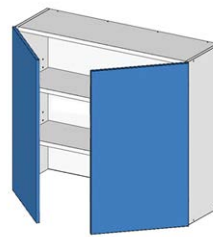
Rangehood Units



**Upper Rangehood
Full Vented***



**Upper Rangehood Full
Vented Pair of Doors**



**Upper Rangehood
Recirculating**

Tall Cabinets

Increase the amount of storage within your home or office with our tall cabinets range.

Applied Panels / Fillers

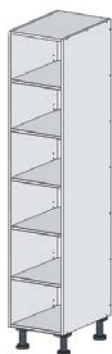


Tall End Panel



Tall Filler

Open Tall Units



Tall Open Carcase



Open Tall Unit



Open Tall Unit with No Bottom

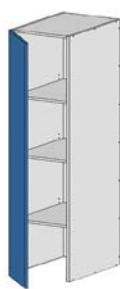


Open Winerack Unit

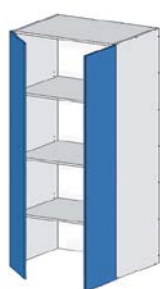
Appliance Units




Open Appliance Unit



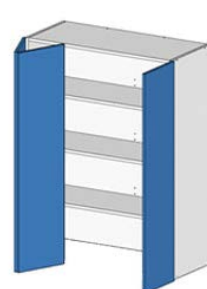
Appliance Unit with Door*



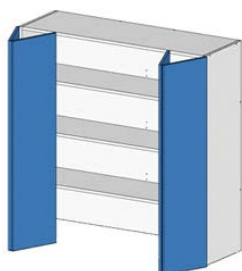
Appliance Unit with Door



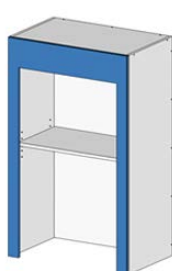
Appliance Unit with Bi-Fold Door*



Appliance Unit with Bi-Fold & Door*



Appliance Unit with Bi-Fold Doors




Appliance Unit with Roll-up Door

*Available in left or right opening door configurations.



Door Tall Units



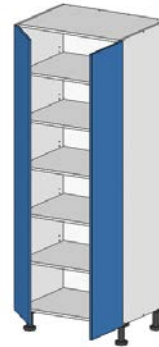
Tall Pull-out Unit



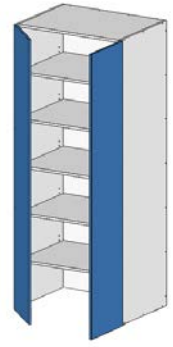
Tall Unit with Door*



Tall Unit with Door
& No Bottom*

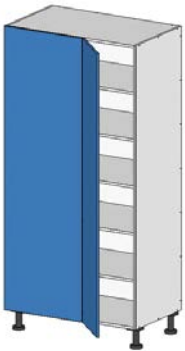


Tall Unit with Doors




Tall Unit with Doors
& No Bottom

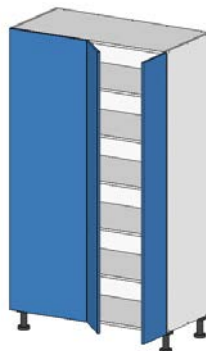
Corner Tall Units



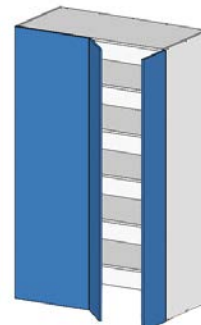
Tall Return Unit
with Door*



Tall Return Unit with
Door & No Bottom*




Tall Return Unit
with Doors*




Tall Return Unit with
Doors & No Bottom*


Broom Units




Broom Unit
with Door*



Broom Unit with Door
& No Bottom*



Broom Unit
with Doors

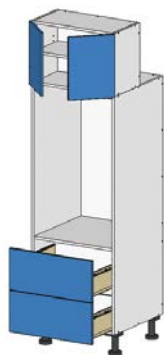


Broom Unit with Doors
& No Bottom

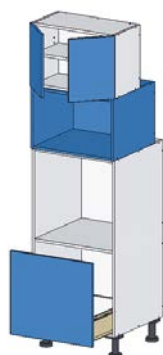
Wall Oven Units



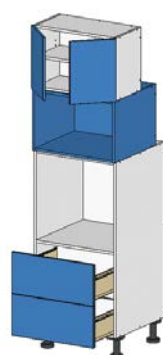
**Wall Oven
1 Drawer**



**Wall Oven
2 Drawer**

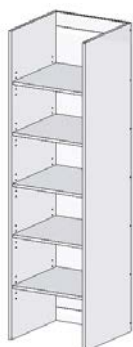


**Wall Oven Micro
1 Drawer**



**Wall Oven Micro
2 Drawer**

Robe Units



**Robe Adjustable
Shelves**



**Robe Fixed
Shelves**



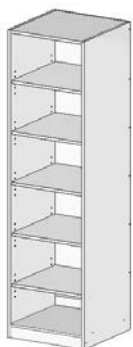
**Robe Shelves
and Top**



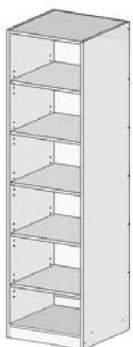
**Robe Shelves Plus
Bottom and Back**



**Robe Shelves
Plus Bottom**



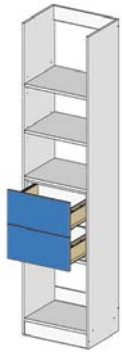
**Robe Shelves
Plus Top, Bottom
and Back**



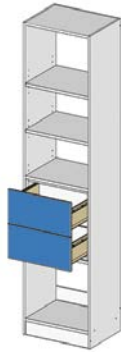
**Robe Shelves Plus
Top and Bottom**



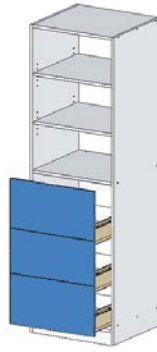
Robe Drawer Units



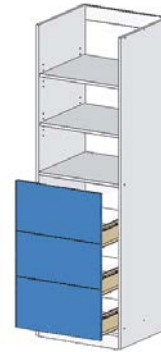
**Robe 2 Drawers
and Shelves
and No Top**



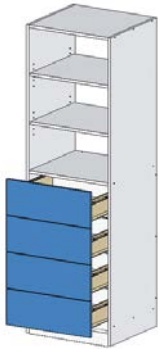
**Robe 2 Drawers
and Shelves
and Top**



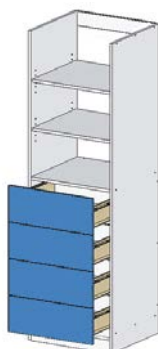
**Robe 3 Drawers
and Shelves
and Top**



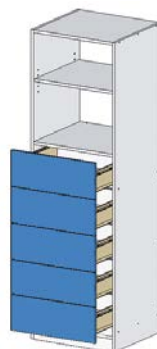
**Robe 3 Drawers
and Shelves
No Top**



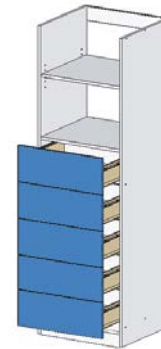
**Robe 4 Drawers
and Shelves
and Top**



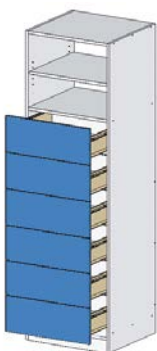
**Robe 4 Drawers
and Shelves
No Top**



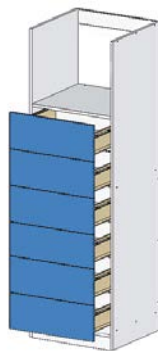
**Robe 5 Drawers
and Shelves
and Top**



**Robe 5 Drawers
and Shelves
No Top**



**Robe 6 Drawers
and Shelves
and Top**



**Robe 6 Drawers
and Shelves
No Top**

Pantry Cabinets

goFlatpacks offers a range of Pantry Cabinets to suit any kitchen shape or size.

Applied Panels / Fillers



End Panel



Filler Panel

Door Pantry Units[#]



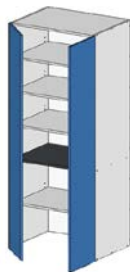
Door Pantry Unit*



Door Pantry Unit with No Bottom*



Pantry Unit with Doors



Pantry Unit with Doors & No Bottom



2-Part Pantry Unit with Door*



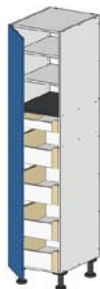
2-Part Pantry Unit with Doors



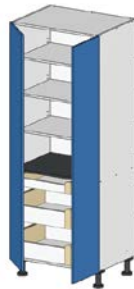
Door Pantry Unit with 3 Drawers* - goStandard



Door Pantry Unit with 4 Drawers* - goStandard



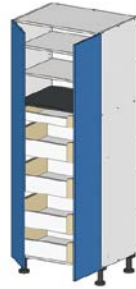
Door Pantry Unit with 5 Drawers* - goStandard



Pantry Unit with Doors & 3 Drawers - goStandard



Pantry Unit with Doors & 4 Drawers - goStandard



Pantry Unit with Doors & 5 Drawers - goStandard



Door Pantry Unit with Drawers* - goExecutive



Door Pantry Unit with 4 Drawers* - goExecutive



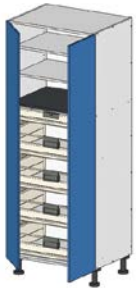
Door Pantry Unit with 5 Drawers* - goExecutive



Pantry Unit with Doors & 3 Drawers - goExecutive



Pantry Unit with Doors & 4 Drawers - goExecutive



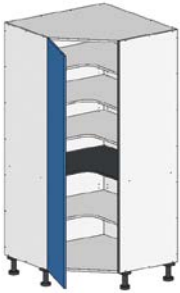
Pantry Unit with Doors & 5 Drawers - goExecutive

*Available in left or right opening door configurations.

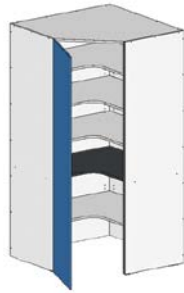
[#]Note: Black Shelves indicate the presence of a fixed shelf.



Corner Pantry Units[#]



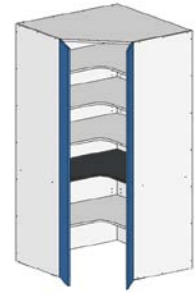
**Corner Pantry Unit
with Door***



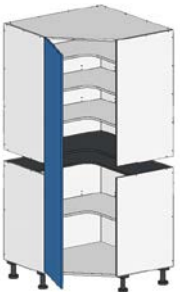
**Corner Pantry Unit with
Door & No Bottom***



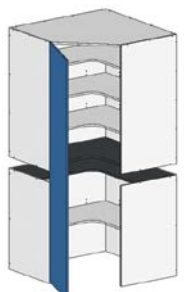
**Corner Pantry Unit
with Doors**



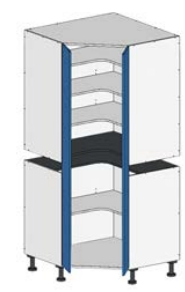
**Corner Pantry Unit with
Doors & No Bottom**



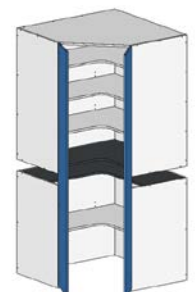
**2-Part Corner Pantry
with Door***




**2-Part Pantry Unit with
Door & No Bottom***



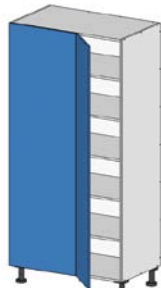
**2-Part Pantry Unit
with Doors**




**2-Part Pantry Unit with
Doors & No Bottom**



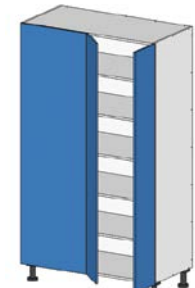
**Pantry Return Unit with
Door & No Bottom***



**Pantry Return Unit with
Door & No Bottom***



**Pantry Return Unit with
Doors & No Bottom***



**Pantry Return Unit with
Doors & No Bottom***

*Available in left or right opening door configurations.

[#]**Note:** Black Shelves indicate the presence of a fixed shelf.

Bin Units



**Base Bin WBPB4560
with Inner Drawer**



Base Bin WBPB4564



**Base Bin WBPB5040
with Inner Drawer**



Base Bin WBPB5084



**Base Bin WBPB6060
with Inner Drawer**



Base Bin WBPB6084

Inner Drawer Options



goStandard Inner Drawers

The goFlatpack base cabinets with inner drawers come with two drawer finish options. The budget option goStandard consists of METABOX inner drawers. You can use this tried and tested box system for many different applications in kitchens, hallways, bathrooms and offices – and it's even suitable for workshops. Robust materials and careful workmanship produce high stability – up to a maximum dynamic carrying capacity of 30kg.



goExecutive Inner Drawers


The second option available for selection is the goFlatpacks goExecutive Inner drawers. Comprising the Blum TANDEMBOX Antaro inner drawer system; it is stylish, durable and smooth.





goFlatpacks is a customised self install cabinet solution for kitchens, bathrooms, wardrobes, laundries, office spaces and even garages. Our online ordering system allows the home handy person the opportunity to plan, design, order and build their own project.

goFlatpacks will save you \$1000s in labour which means you can allocate more of your budget to getting a premium kitchen - or save the money and put it in your pocket for a rainy day. The DIY component is key with our flat pack engineered system, ideal for the home handy person, if your willing to have a go then goFlatpacks is for you.



1. DESIGN



2. ORDER



3. DELIVERY



4. ASSEMBLE

go>flatpacks

www.goflatpacks.com.au

info@goflatpacks.com.au

